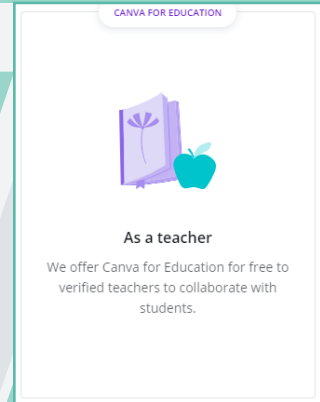


Create anything!



- Go to canva.com
- Sign-in with Google
- Choose 'as a Teacher'
- Gain access to the education version of Canva!



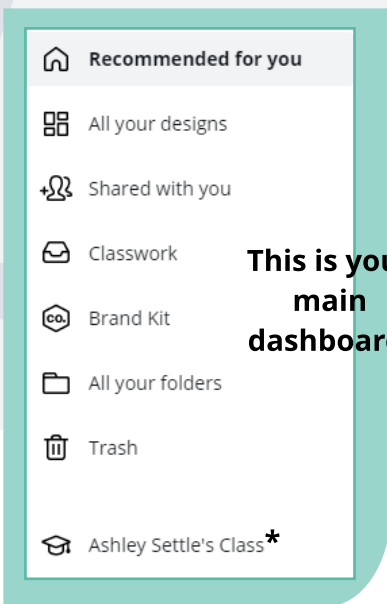
Begin by choosing what you would like to create.

Select a template or click

Create a design

This sets the dimensions of your design in regards to how you plan to share, download, and/or print your work.

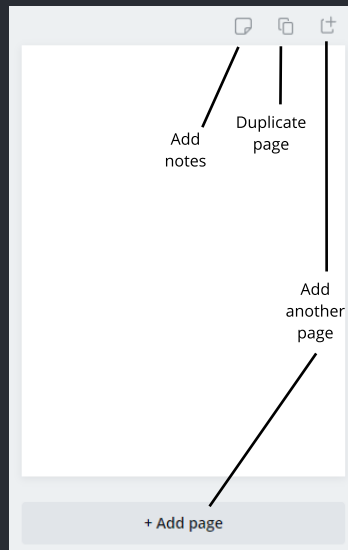
Canva offers a wealth of tutorials and daily blog posts in their Design School under the 'Learn' tab on the main page!



This is the 'Editor' where you'll do all of your designing.

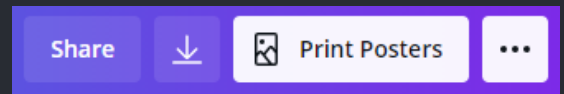
Start from scratch or use any of the items on the left as a springboard to start designing.

*With a teacher account, all of these items are FREE!



A few things:

- Automatic save
- Import your own images
- Resize at any time to fit various platforms.



Download, share, print, post, etc. your finished products!

More also includes integration with various apps and online programs.

*Click on your Class tab on the main dashboard. You can add students to your class, or provide a link for them to join, so that they can easily share their designs with you!